

# Tea Towel - Individual Artwork. Full Colour Print Instructions & Master Order Form

## IMPORTANT ARTWORK INSTRUCTIONS

1. Use white A3 paper (420mm x 297mm) for each child's artwork.
2. EITHER print this order form direct on to the A3 and use the blank side of the A3 for the artwork.

OR

Print this order form on to A4 paper and stick it on the back of the A3 artwork with a glue stick.

3. Use bright colours. You must use felt tips, paint or flat collage. DO NOT USE pencil, pencil crayons or glitter.

4. If you wish the child's name to appear on the finished products then it must be added to the actual artwork side of the paper.

We do not add to or amend any artwork.

5. The edges and corners may be trimmed during production so keep names and ages etc. away from the edge of the paper and out of the corners.

6. Complete the order details. You may delete products from the list. For production reasons, you may not add other products to the list.

All My Own Work Ltd  
Stuart House, 5-7  
Wellington Street,  
Long Eaton,  
Nottingham,  
NG10 4LY.

allmyownwork.co.uk  
OCT2023

Organisation: \_\_\_\_\_

Address: \_\_\_\_\_






\_\_\_\_\_

Phone: \_\_\_\_\_

Email: \_\_\_\_\_

Child's Name: \_\_\_\_\_

Class: \_\_\_\_\_

Big Picture Tea Towels	Qty Req
Alphabet Red Border 	
Handprints Blue Border 	
Children Green Border 	
Black Lacy Border 	
Christmas Border 	
Scotland Border 